

THE PISTOL AUSTRALIA INC. 25 & 50 METRE BLACK POWDER EVENTS



VERSION 2011/1

DRAFT

FORWARD to the 2011 PRINTING

This printing of the PA Black Powder rules includes various amendments adopted by PA since the previous printing, corrections and updated sections in the Appendices. There have been some minor changes to the numbering of some rules to bring these rules to the format commonly used for PA event rules.

Changes in this printing are indicated by a border line to the left of the change. Minor corrections to spelling and punctuation have not been indicated.

Safety in the handling and use of Black Powder remains paramount. The fine record of our competitors in these events must be maintained. This requires the continuing vigilance of competitors and range officials.

Spencer Tweedie
NRC Director

Copyright information

The PA 25 & 50 metre Black Powder events and the 13-shot Black Powder event have been developed by Pistol Australia Inc. for its affiliated members.

© 2011, Pistol Australia Inc.

Contents

[The Pistol Australia inc. 25 & 50 metre black Powder Event Rules](#)

[De-capping black powder pistols, unloading unfired chambers, and removing caps safely](#)

[Approved Eye Protection](#)

[The PA 13-Shot Black Powder Event](#)

THE PISTOL AUSTRALIA INC. 25 & 50 METRE BLACK POWDER EVENTS

1 GENERAL

1.1 Objectives and Purpose of Pistol Australia Rules

1.1.1 Pistol Australia Inc. (PA) establishes rules for the sport of Pistol Shooting to govern the conduct of events recognized by PA. The objective is to achieve uniformity in the conduct of pistol shooting throughout Australia and the World and to promote the development of the sport.

1.1.2 PA desires that a standard be maintained which will enable shooters to compare scores achieved in widely separated locations, knowing there is relevance and consistency in such comparison.

1.2 Application of PA Rules

1.2.1 PA rules are approved in accordance with the PA constitution and are implemented by the National Referee Council, a standing sub-committee of PA.

1.2.2 PA event rules are subordinate to the [PA Constitution](#) and to the [General Regulations and General Technical Regulations](#).

1.3 Scope of PA Rules.

1.3.1 Throughout these rules, competitions where Australian records may be established and which are supervised by PA are referred to as PA Championships.

1.3.2 PA Rules must be applied to all PA Championships.

1.3.3 PA recommends that these rules be applied at competitions where PA events are on the programme, even if Australian records cannot be established.

1.3.4 Every shooter, Team Leader and Official must be familiar with the rules and must ensure that they are enforced.

1.3.5 The scope includes rules for the preparation and organisation of PA Championships and rules for planning construction and installation of shooting ranges.

1.4 Special Considerations.

1.4.1 It is recommended that Organising Committees establish that each shooter has sufficient experience to ensure an adequate level of safety.

1.4.2 When a rule refers to right-handed shooters, the reverse of that rule (within the spirit of the particular event) refers to left-handed shooters.

1.4.3 The use of "his" and "he" also implies "hers" and "she".

1.4.4 Hearing protection in the form of ear plugs or muffs (not plain cotton) should be provided for Range Officials whose duties require them to be near the firing line during shooting

(i.e. Register Keepers, Range Officers, Jury Members, etc.).

1.5 Organisation & Conduct of PA Championships.

- 1.5.1** An Organising Committee must be formed. It is responsible for the preparation, administration, and conduct of the shooting competitions.
- 1.5.2** The Organising Committee must include representatives of the host state, the PA Management Committee and the National Referee Council.
- 1.5.3** The National Referee Council, in cooperation with the Organising Secretary and Range Officials appointed by the Organising Committee, must examine the shooting ranges and equipment. It may approve small deviations from specifications in the PA rules that do not conflict with the intent and spirit of the rules except that no deviations in shooting distances and target specifications are allowed. Competing States and Countries must be notified of deviations prior to the closing date for final entries in the competition concerned.
- 1.5.4** During competition the Jury must decide all cases that are not provided for in these rules.
- 1.5.5** A Chief Range Officer and appropriate Assistant Range Officers, appointed by the Organising Committee, and assisted by the NRC Judges, will be responsible for the practical aspects of the individual shooting events.

2 SAFETY

2.1 General

- 2.1.1** PA Rules state only specific and basic safety requirements mandatory for use in PA Championships. Necessary and special safety requirements differ from range to range. The safety of a shooting range will depend to an extent on local conditions. Additional safety rules may be established by the Organising Committee. The Organising Committee bears the responsibility for safety on the range/s used and must know the principles of range safety and apply them.
- 2.1.2** Safety requires continued and careful attention to pistol handling and caution in moving about the range. Self-discipline is necessary. Where self-discipline is lacking, it is the duty of the Range Officials to enforce discipline and the duty of shooters and Team Officials to assist such enforcement.
- 2.1.3** In the interest of safety, a Jury Member or a Range Official may stop shooting at any time. Shooters and Team Officials are obliged to notify Range Officers or Jury Members of any situation that may be dangerous or which may cause an accident.
- 2.1.4** No one except an Equipment Control Officer, Range Officer, Judge or Jury Member may handle a shooter's equipment without permission.
- 2.1.5** Pistols must be handled at all times with maximum care.
- 2.1.6** Unsafe pistols must be withdrawn from the event until the unsafe condition is rectified.

- 2.1.7** For Precision stages (25m and 50m) pistols may be loaded only on the firing line and then only after the appropriate command or signal is given.
- 2.1.8** Loading benches or tables should be provided behind the firing line for loading during the Rapid Fire stage of the 25m Event only. (This should be done to facilitate a speedier event).
- 2.1.8.1** Where loading benches or tables are provided as per 2.1.8 for the 25m Rapid Fire Stage, the loading procedure set out in Rule 6.7 must be followed in its entirety.
- 2.1.8.2** These benches or tables shall be at least 1.5m behind the firing line.
- 2.1.8.3** There must be no percussion caps at this table; the percussion caps are to be at the firing line.
- 2.1.8.4** Where loading benches or tables are not provided as per 2.1.8 for the 25m Rapid Fire Stage, the loading procedure set out in Rule 6.8 must be followed in its entirety.
- 2.1.9** After the last shot, the shooter must ascertain that the pistol and/or chambers are empty and have the Range Officer of Judge verify this before removing the firearm from the firing line.
- 2.1.10** Dry-firing and aiming exercises are permitted only on the firing line and only with the permission of the Range Officer.
- 2.1.11** Handling pistols is not permitted when operating personnel are forward of the firing line except under the special circumstances set out in Rules 2.2.1.1 (cleaning of disassembled pistols) and 6.7.9 (25m Rapid Fire Stage loading procedures).
- 2.1.11.1** Any shooter who handles a pistol without permission may be disqualified by the Jury.
- 2.2** **Specific Safety rules for all PA Black Powder events**
- 2.2.1** Handling of pistols at the Firing Line is not permitted under any circumstances when operating personnel are forward of the firing line, except as set out in 2.2.1.1.
- 2.2.1.1** Handling of disassembled pistols is permitted only with the permission of the Range Officer.
- 2.2.1.1.1** The pistol must be obviously inoperable to comply with this rule.
- 2.2.1.1.2** This rule is provided for the cleaning and maintenance of pistols. Dry-firing or aiming are not permitted while personnel are forward of the firing line.
- 2.2.1.2** The pistols must have been individually cleared by the Range Officer and disassembled as per 2.2.1.1.1 before any personnel go forward of the firing line, and
- 2.2.1.3** The pistols may not be reassembled until the Range Officer gives the command '**LOAD**' for the next series.

- 2.2.2** No shot/s may be fired without the permission of the Range Officer.
- 2.2.3** No cap may be discharged during Preparation Time without permission from the Range Officer.
- 2.2.4** Smoking or naked flames are not permitted within 10 metres of the firing line. **'NO SMOKING'** signs must be clearly exhibited.
- 2.2.5** It is mandatory that at all times on the firing range, all personnel near the firing line wear safety glasses or other approved eye protection. (See also Approved Eye Protection).
- 2.2.6** Approved hearing protection must be worn by shooters, officials and spectators in the vicinity of firing.
- 2.2.7** Firing points must be separated by screens (see 3.10.6).
- 2.2.8** Percussion caps must be stored and carried in containers separate from powder.
- 2.2.9** Outside the shooting or loading stations, pistols and cylinders must be unloaded and uncapped.
- 2.2.10** Before leaving the firing line the Range Officer will inspect all pistols and cylinders to verify that they are unloaded, uncapped and safe.
- 2.2.11** The Range Officer may require the shooter to fire a cap in a single shot pistol to prove it is clear.
- 2.3** **Black Powder, Pre-Measured Charges, Caps, Fillers**
Approved items in the following sections are items which have been specifically manufactured for black powder and which would normally meet the requirements of safety. Other items over which there is doubt shall be inspected by the Jury.
- 2.3.1** Only commercially manufactured black powder will be used as a propellant.
- 2.3.2** Where a filler material is used to facilitate the use of reduced charges of black powder, the filler must be an approved inert material that will not smoulder (i.e. it is not a fire risk).
- 2.3.3** Black powder for loading must be contained in a powder flask or other approved closed container(s).
- 2.3.4** Only powder measures approved for use with Black Powder may be used. They must be electrostatically inert.
- 2.3.5** Individual pre-measured charges may be used provided they are in closed containers.
- 2.3.6** Only enough black powder for immediate reasonable use may be brought to the firing point.
- 2.3.7** Bulk containers must be removed from the firing line while the shooter is firing.

- 2.3.8** With the Range Officer's permission, the loading of individual pre-measured charges may be done at the firing point.
- 2.3.9** The powder supply container must be kept closed, except when the measure is being filled from it.
- 2.3.10** Unused caps must be covered when firing is in progress.
- 2.4** **Misfire** (see definition of 'misfire' in 8.1.8)
- 2.4.1** In the event of a misfire, the shooter must hold the pistol in a safe direction down range for;
- 2.4.2** At least 5 (five) seconds before re-cocking.
- 2.4.3** At least 15 (fifteen) seconds before re-capping or opening a single shot pistols.
- 2.4.4** In the event of a misfire for breech loading pistols, the barrel should be brought to a safe direction before opening the breech so that neither the projectile, nor the breech plug could cause injury in the event of a hangfire.
- 2.5** **Range commands**
- 2.5.1** The Range Officer or other appropriate Range Official is responsible for giving the commands "**START**", "**STOP**" and other necessary commands. He must be sure that the commands are obeyed and that pistols are handled safely. Any shooter who fires a pistol without the permission of the Range Officer after the "**STOP**" command has been given, may be disqualified.
- 2.5.2** Should the command "**STOP**" or "**CEASE FIRE**" be given during a series, shooting must stop immediately. The shooter must place the hammer in the half-cock or other safe position and await further instructions from the Range Officer.
- 2.5.3** Should it be necessary for Range Officials to go down range while pistols are loaded, the pistols must be put in the half-cock or other safe position and placed securely on the bench pointing at an angle down the range, and shooters must stand back from the firing line under the control of the Range Officer/s.
- 2.6** **Specific Safety Rules for Single Shot Black Powder Pistols**
- 2.6.1** Muzzle loading pistols may only be loaded from individual pre-measured containers or, if an approved powder flask is used, the charge must be transferred to the pistol by means of a single charge container.
- 2.6.2** Patching material and/or wads may be used in single shot pistols.
- 2.6.3** Break-action pistols that open under firing must be withdrawn from the event until the problem is rectified (see also.2.1.6).
- 2.7** **Specific Safety Rules for Black Powder Revolvers**

- 2.7.1 Revolvers may be loaded from individual pre-measured containers, or approved powder flasks, or approved powder measures.
- 2.7.2 Patching material and/or wads must not be used in revolvers.
- 2.7.3 The loaded chambers of revolvers must be sealed with grease before they are capped.
- 2.7.4 The removal of a loaded and capped cylinder must only be done under the supervision of the Range Officer or Jury Member (see Appendix A to these PA Black Powder rules - De-capping black powder pistols, unloading unfired chambers & removing caps safely).

2.8 Specific Safety rules while capping (revolvers and single shot pistols)

- 2.8.1 While capping, shooters must ensure that:
 - 2.8.1.1 The position of fingers is such that any accidental ignition will cause minimum damage to any personnel, and
 - 2.8.1.2 The direction of pistol is such that any accidental ignition will cause minimum damage to any personnel.
 - 2.8.1.3 Excess force is not used to seat percussion caps on a loaded chamber.
- 2.8.2 For pistols that use nipple inserts:
 - 2.8.2.1 The inserts must be capped before being inserted into the pistol.
 - 2.8.2.2 The inserts must be capped at the firing line.

2.9 Disposal of unused Black Powder

- 2.9.1 All spilt black powder must be safely and properly disposed of.
- 2.9.2 Shooting may not proceed until all spilt black powder has been safely and properly disposed of.

2.10 Handling of lead products

- 2.10.1 Shooters should take proper precautions when handling lead and lead products.
- 2.10.2 It is recommended that all shooters and range officials follow standard OHS recommendations for personal hygiene after being on shooting ranges.

3 RANGE AND TARGET STANDARDS

3.1 General

- 3.1.1 New ranges should be constructed in such a way that the sun is behind the shooter as much as possible.

- 3.1.2 The range may be divided into sections with suitable protective walls.
- 3.1.3 There must be sufficient space behind the firing line for the Range Officials and Jury to perform their duties.
- 3.1.4 Space must be provided for spectators. The spectator area should be separated from the area for shooters and officials by a suitable barrier.
- 3.1.5 Any desk for the Register Keeper(s) must be located behind the firing points in such a way that shooters and range officials are not restricted.
- 3.1.6 Records will only be valid if the Range meets the standards specified.
- 3.1.7 Each section must have a line of targets and a firing line. The firing line is parallel to the line of targets. The firing points or shooting stations are located behind the firing line.
- 3.1.8 Shooting distances are measured from the face of the target to the firing line.
- 3.1.9 The firing line must be clearly marked. The shooter must stand with both feet and/or shoes within the firing point while he is firing.

3.2 Shooting Distance

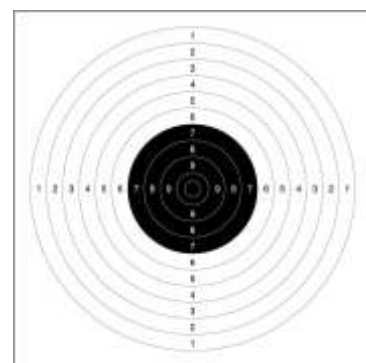
- 3.2.1 For the 25 Metre event the shooting distance is 25 m +/-0.10m.
- 3.2.2 For the 50 Metre event the shooting distance is 50 m +/- 0.20m.

3.3 Targets

- 3.3.1 A new target must be provided for each shooter and for:
 - 3.3.1.1 Each series in the 50 m event
 - 3.3.1.2 Each series in the 25 m Precision Stage
 - 3.3.1.3 The first series in the 25 m Rapid Fire Stage and replaced as required.
- 3.3.2 The backing-board for the target must be cut out to the eight ring if plywood or other solid material is used. This centre portion must be replaced with cardboard, hessian or similar material to facilitate scoring and the accurate measurement of skid-shots.

- 3.3.3 The ISSF 25 / 50 Meter Precision Pistol Target will be used for the Precision Stage of the 25 Metre event.


Dimensions and specifications for the ISSF 25 / 50 Meter Precision Pistol Target can be found in the ISSF Rules.



3.3.4 The PA Service Pistol Target will be used for the Rapid Fire Stage of the 25 Metre event.

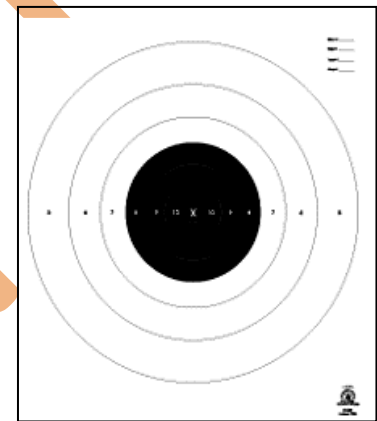
Dimensions and specifications for the PA Service Pistol Target can be found in the PA General Regulations and General Technical Regulations.

The PA Service Pistol Target with an X-ring may be used.



3.3.5 The PA 50 metre Black Powder Target will be used for the 50 Metre event.

Dimensions and specifications for the PA 50 metre Black Powder Target can be found in the PA General Regulations and General Technical Regulations.



3.4 Sighting Targets for 25 M Precision Stage & 50 M Event.

Sighting targets for the 25 m Precision Stage and for the 50 m event must be clearly marked with a black diagonal stripe in the upper right hand corner of the target. The stripe must be clearly visible to the naked eye at the appropriate distance under normal light conditions.

3.5 Target Frames and Mechanisms

3.5.1 Target frames or mechanisms must be marked with numbers corresponding to their firing point number. The numbers must be large enough to be easily seen under normal shooting conditions with normal vision at the appropriate distance whether the targets are exposed or concealed. The adjacent numbers must be of contrasting colours and be clearly visible throughout the competition.

3.5.2 Any target system may be used, provided it guarantees the necessary degree of safety, accurate control of timing, accurate scoring and the rapid changing of targets.

3.5.3 Targets must be fixed in such a manner they have no appreciable movement, even in high winds.

3.6 Range Standards for 50 Metre Event and Precision Stage of the 25 Metre Event.

3.6.1 Stationary target frames may be used.

- 3.6.2** For the Precision Stages, shooters should be positioned in alternate firing points unless the shooting bays exceed a minimum width of 1.5 m, or are separated by screens of solid flash proof material.

Note:

The use of alternate bays is recommended for the Precision Stages.

- 3.6.3** Where alternate firing points are allocated for the Precision Stages, the intervening firing point is to be left vacant and not used by shooters for storage of equipment, powder, etc. or be used for loading. Each shooter must load and fire in the same (one) allocated firing point.

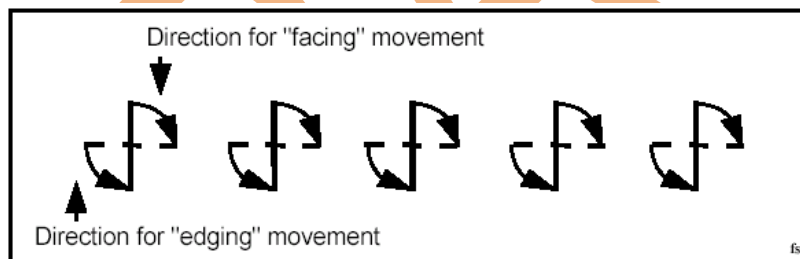
3.7 Range Standards for Rapid Fire Stage of the 25 Metre Event.

- 3.7.1** The distance between target centres on each group of targets will be 0.75 m (+/- .01 m) unless otherwise approved.

- 3.7.2** The targets must be equipped with a turning (rotation) mechanism, which allows 90 degrees (+/-10 degrees) turning of the targets on their vertical axis.

- 3.7.3** The automatic turning and timing mechanism must ensure the 90 degrees turning of the targets, from the edge-on to the facing position and vice versa and their remaining in the facing position for the specified time.

- 3.7.4** When viewed from the top, the targets must rotate in a clockwise direction to the facing position and in an anti-clockwise direction to the edge-on position.



- 3.7.5** The time allowed for turning must not exceed 0.3 seconds.
- 3.7.6** The targets in a group and range section must turn simultaneously.
- 3.7.7** When the targets have faced, there must be no visible vibration to distract the shooter.
- 3.7.8** During each series the target is shown 5 times, each time for 3 seconds (+0.2 seconds -0.0 seconds). The time between each appearance (edging time) must be 7 seconds in the edge-on position (+/-1.0 second).
- 3.7.9** Exposure timing commences the moment the targets begin to face and ceases the moment they begin to face away.
- 3.7.10** If the time for facing is less than specified, or greater by more than 0.2 seconds, the Range Officer or a Jury Member must stop the shooting to allow the timing mechanism to be regulated. In such cases, the Jury may postpone the start or restart of shooting.

3.7.11 If the edge-on time is more, or less than specified, the Range Officer or a Jury Member must stop the shooting to allow the timing mechanism to be regulated. In such cases the Jury may postpone the start or restart of shooting.

3.7.12 Accurate and consistent timing of both the rotation periods and the periods at rest must be determined by one of the following methods:

3.7.12.1 By placing a stop-watch on the edge of the target to allow the target movement to start and stop the watch, or

3.7.12.2 By using three hand operated stop-watches, with the middle (median) time accepted, or

3.7.12.3 By using other systems or devices approved by the National Referee Council.

3.8 Backing Targets

3.8.1 Backing Targets are used unless pit marking, electronic scoring or continuous target mechanisms are used (refer to the ISSF Rules for 50m Pistol for the procedural details for pit marking and electronic targets).

3.8.2 Backing targets are used to identify crossfires, possible doubles and doubtful shots. They must be replaced as required.

3.8.3 Backing targets must be located the same distance centre to centre as the competition targets unless continuous backing board is used. The backing targets or continuous backing board shall be located at a uniform distance of not less than one metre, and not more than two metres behind the competition targets.

3.8.4 Backing targets should be made of white or light coloured paper, have no scoring rings and be of sufficient size to register all (as many as reasonably possible) shots fired from the corresponding shooting position.

3.9 Height of Target Centres

3.9.1 For the 25 Metre event the height of the centre of the target (centre of 10 point scoring area), measured from the level of the firing point, must be 1.40 m +/- 0.20 m. The targets in each group must be at the same height +/-1 cm.

3.9.2 For the 50 Metre event the height of the centre of the target (centre of 10 point scoring area), measured from the level of the firing point, must be 0.75 m +/-0.50 m. The targets in each group must be at the same height +/-1 cm.

Note:

For 50m ranges equipped for ISSF 50m Pistol to 'Australian Conditions', or for PA Service Pistol events, the target height may be as for 25m (See 3.9.1)

3.10 The Firing Point

3.10.1 Each firing point is centred on the target corresponding to that firing point.

- 3.10.1.1** For the Rapid Fire Stage of the 25 Metre event, the ISSF Centre Fire or ISSF Rapid Fire range is normally used, in this case the centre of the firing Points must be located according to the centre of the group of five. The target frames are placed in groups of five, all at the same height +/-1 cm. All function simultaneously. The distance between target centres, axis to axis must be 75 cm +/-1 cm. Other turning target systems that meet similar criteria are acceptable.
- 3.10.2** The firing point will be flat, horizontal and of firm construction. It must not permit any vibration.
- 3.10.3** The shooter must have a space at the firing point of 1.0 m to 1.5 m (side to side) x 1.5 m (front to back).
- 3.10.4** Each range (section) must be equipped with a large clock that can be clearly seen by the shooters and Range Officers.
- 3.10.5** Roofs and screens of the competition range (section) will provide the shooter with adequate shelter from wind, rain, and sun.
- 3.10.5.1** The firing point will be roofed at a minimum height of 2.2 m above the level of the floor.
- 3.10.6** Firing points will be separated by screens that will be:
- 3.10.6.1** At least 0.5 m forward of the front edge of the firing point.
- 3.10.6.2** A minimum of 1.5 m wide and 1.7 m high, with the top edge at least 2.0 m above the floor.
- 3.10.7** If the screen does not reach the ground:
- 3.10.7.1** For 50m ranges with continuous firing benches, screens that reach down to the firing bench may be approved.
- 3.10.7.2** For 25m Precision Stage ranges with continuous firing benches, screens that reach down to the firing bench may be approved.
- 3.10.7.3** For 50m and 25m ranges without continuous firing benches, and for 25m ranges for the Rapid Fire Stage, the bottom edge may not be more than 0.7 m above the floor.
- 3.10.7.4** The firing points will be constructed so that they do not obstruct or disturb the shooters or the activities of the Range Officers.
- 3.10.8** Each firing point will be provided with the following equipment:
- 3.10.8.1** For ranges without a continuous firing bench, a bench or table approximately 0.5 m x 0.6 m in size and 0.7 m to 1.0 m high.
- 3.10.8.2** A chair for the shooter.
- 3.10.8.3** A scoreboard on which the Register Keeper can post unofficial scores for the spectators is optional but desirable. The scoreboard should be located behind the firing point so that it

can easily be seen by spectators but does not obscure their view of the shooters.

- 3.10.8.4** For the 25m Rapid Fire Stage where loading according to 6.7 is to be followed, a suitable table, or bench must be provided for loading, at least 1.5m behind the firing line.

Note:

This table is for 25m Rapid Fire Stage only; loading for the 25m Precision Stage, and for 50m is only carried out at the allocated firing point.

4 PISTOLS, EQUIPMENT AND AMMUNITION

4.1 General

- 4.1.1** Each shooter must have all pistols and equipment to be used in the competition officially examined and approved by the Equipment Control Section prior to the competition.

- 4.1.1.1** Only pistols and equipment that have been approved for the competition concerned may be used.

Note: This includes loading machines and similar devices.

- 4.1.2** The use of devices and equipment contrary to the spirit of the PA rules is forbidden.

- 4.1.3** Where the rear of cylinders of revolvers is modified to facilitate the easy use of cappers, only the wings restricting the capper may be removed. It is not permitted to remove the safety barrier between nipples.

- 4.1.4** All triggers must be safe.

Note:

To test if a trigger is to be considered safe, place the hammer in the full cock position over an uncapped nipple, and lightly bump the base of the grip with the heel of the other hand. If the hammer falls, the trigger is unsafe.

- 4.1.5** The shooter must use the same pistol in all series throughout the event.

Note: Any replacement pistol under section 8.1 of these Rules must comply with that section.

- 4.1.6** Equipment required by the shooter may be taken to the firing line, provided it does not impede the actions of other shooters or officials.

- 4.1.7** Corrective lenses and/or filters may not be attached to the pistol but may be worn by the shooter.

- 4.1.8** The use of any special device, means, or garment, which supports or immobilizes the shooter's legs, body or arms, is prohibited.

- 4.1.9** Approved capping devices may be used.

4.1.10 Sound reducing devices may be used. Radios, tape recorders, and communication systems (including mobile phones) are prohibited both during the event and official practice.

4.2 Pistols For The 25m Event

4.2.1 Any revolver fired by percussion caps may be used provided it complies with the following:

4.2.2 Calibre not to exceed 11.68 mm (0.46").

4.2.3 Only open sights are permitted.

4.2.4 Muzzle brakes of any kind are not permitted.

4.2.5 The maximum width of the grip may not exceed 41 mm.

4.2.6 The grip may not extend forward or rearward of the grip frame, but may extend downward, following the line of the grip frame, to a maximum of 15 mm.

4.2.7 Finger grooves, thumb rests and palm shelves are not permitted:

4.2.7.1 The front and back of the grip frame are to be smooth, and free of any roughening.

4.2.7.2 Other parts of the grip (grip plates) may be roughened and/or have grip material or finishes.

4.2.7.3 The base of the grip frame may be covered (refer 4.2.5 and 4.2.6).

4.2.7.4 Modified grip frames are not permitted. The grip frame is that part of the frame which holds the grip. It is possible to alter the grip frame by enlarging, bending, or adding metal, etc. and thus change it to fit the contours of the gripping hand. Such alteration, even though it is not easily identifiable as such, is defined as a 'modified grip frame' and is therefore not permitted.

4.3 Ammunition For the 25 Metre Event

4.3.1 Projectiles must be made of soft lead.

4.3.2 Only round balls or conical projectiles may be used.

Conical Projectile Definition: A conical projectile is one in which the front (forward) shaping consists of a rapidly tapering surface or cone, commencing from the maximum diameter of the projectile and finishing at a point, curve or a small flat. The projectile shall not be capable of punching-out a wad of target material. Thus, a semi-wadcutter is not a conical projectile.

4.4 Pistols For the 50 Metre Event

4.4.1 Any pistol or revolver fired by percussion caps may be used provided it complies with the following:

- 4.4.1.1 Calibre not to exceed 11.68 mm (0.46").
- 4.4.1.2 Only open sights are permitted.
- 4.4.1.3 The grip or any part of the pistol may not give support beyond the hand. The wrist must remain visibly free when the pistol is held in the normal firing position.
- 4.4.1.4 Adjustable grips are permitted.
- 4.5 **Ammunition For the 50 Metre Event**
- 4.6 Projectiles must be made of soft lead.

5 **COMPETITION OFFICIALS**

5.1 **Range Officers and Jury**

- 5.1.1 A Range Officer, and/or Jury member has the right to examine the pistols, equipment, positions, etc., of shooters at any time, even during the competition. During the competition, approach should not be made while the shooter is firing a shot or a series of shots. Immediate action must be taken when a matter of safety is involved.
- 5.1.2 The Range Officers and Jury must control the competition in close cooperation with each other. The Range Officers are responsible for the actual conduct of the competition while the Jury will act in an advisory and supervisory capacity. The Range Officers and Jury are responsible to the Organising Committee and to PA respectively, for the conduct of the competition in accordance with these rules.
- 5.1.3 All Range Officers and members of the Jury must be familiar with the rules of PA and ensure the rules are enforced in a fair and equitable manner.
- 5.1.4 At PA Competitions, a Jury must be formed to advise, assist, and supervise the competition officials appointed by the Organising Committee.
 - 5.1.4.1 Shooters and Team Officials may not be members of a Jury.
 - 5.1.4.2 Jury members must not advise or assist shooters beyond the scope of the PA rules at any time during the competition.
 - 5.1.4.3 At National Competitions the Jury must consist of 2 to 7 members who must hold an NRC Judges licence valid for the event. The NRC may give authority to other experienced persons to act as Jury Members.
 - 5.1.4.4 Members of the Jury have the right to make individual decisions during the competition, but should confer with other Jury Members and Range Officers when any doubt exists.
- 5.1.5 All cases in dispute must be decided by a majority of the Jury. The Team Official or shooter concerned may appeal the Jury decision to the Jury of Appeal.

5.2 **Duties and functions of the Jury**

- 5.2.1 Before the beginning of the competition and during the competition the Jury must examine the shooting ranges and check the organisational arrangements and the organisation of the operational personnel etc., to ensure that they conform to PA Rules.
- 5.2.2 The Jury must supervise the examination of Pistols, equipment and accessories and continuously observe the shooting positions and procedures of the shooters.
- 5.2.3 The Jury must supervise target distribution, the allocation of firing points and shooting time schedules.
- 5.2.4 The Jury must accept any protests submitted in accordance with PA rules. After consultation with the Range Officers and others directly concerned it will rule on the protest.
- 5.2.5 No penalty will be imposed without the approval of a Member of the Jury.
- 5.2.6 A majority of the Jury must be present on the Range during a competition so that if necessary a Jury decision can be made immediately. The Chairman of the Jury must ensure the presence of sufficient members of the Jury.
- 5.2.7 The Jury must decide in all cases that are not provided for in the rules of PA. Such decisions must be made within the spirit and intent of these rules.

5.3 Jury of Appeal

- 5.3.1 At National Championships a Jury of Appeal must be appointed in accordance with the PA General Technical Rules.
- 5.3.2 Shooters and Team Officials may not be members of the Jury of Appeal.
- 5.3.3 Its function is to make decisions on those appeals to Jury decisions submitted to it.
- 5.3.4 Decisions of the Jury of Appeal are final.

5.4 Chief Range Officer

- 5.4.1 There must be one Chief Range Officer, in charge of all Range Officers and Range Personnel. He is responsible for the correct conduct of the competitions.
- 5.4.2 The Chief Range Officer must cooperate with the Jury at all times.
- 5.4.3 He must arrange after consultation with the Jury and the Organising Committee, the measures to be taken for the elimination of any technical faults occurring (e.g. power failure, mechanical breakdown etc.). He must have technical experts on call and necessary material and emergency service available. He must take charge when irregularities occur which his Range Officers are unable to resolve.
- 5.4.4 He may receive protests and pass them on to the Jury.
- 5.4.5 In cooperation with the Chief Classification Officer he must ensure that targets are scored

efficiently, so that no delays occur in the publication of the results.

5.5 Range Officers

- 5.5.1** There must be a Range Officer appointed for each section of targets. He will;
 - 5.5.1.1** Be responsible to the Chief Range Officer for the conduct of the competition in the section entrusted to him and must cooperate with the Jury Members and the Jury at all times.
 - 5.5.1.2** Be responsible for maintaining order on the range with particular attention to safety.
 - 5.5.1.3** Ensure the shooters comply with the rules.
 - 5.5.1.4** Supervise the correct operation of the targets.
 - 5.5.1.5** Give the required commands.
 - 5.5.1.6** Call the shooters to the firing points.
 - 5.5.1.7** Check the names, start (bib) numbers, and shooting positions of the shooters to ensure that they conform to the shooting schedule, range register and scoring cards.
 - 5.5.1.8** Ensure that the pistols and other equipment have been inspected and approved.
 - 5.5.1.9** Be responsible for the accurate recording of shots by the Register Keepers.
 - 5.5.1.10** Receive protests and pass them on to the Chief Range Officer or Jury.
 - 5.5.1.11** Be responsible for the recording of irregularities, disturbances and penalties, in the range register and on the scorecard.

5.6 Register Keepers (Rapid Fire Stage of the 25 Metre Event)

- 5.6.1** There must be Register Keepers for each section of 25m targets.
- 5.6.2** The second Register Keeper will be at the target line, and record the scores in the range register, as called to him by the Scorer.
- 5.6.3** The first Register Keeper will be at the firing line, and will record the scores on the small score board provided and/or on the second score card as called to him by the scorer.

5.7 Target Operator

- 5.7.1** The Target Operator will operate the target control and timing mechanism, under the direction of the Range Officer.
Note: where the equipment is suitable, the Range Officer may act as the Target Operator.

5.8 Target Officer

- 5.8.1 A Target Officer must be appointed for each section. The number of Target Officers thus corresponds to the number of Range Officers.
- 5.8.2 The Target Officer is responsible for the section of targets entrusted to him.
- 5.8.3 He cooperates with the Scorer in case of doubtful shots and doubtful situations and calls for a Jury ruling when such cannot be resolved.
- 5.8.4 If a bullet hole cannot be located on the target, the Target Officer is responsible for determining if the bullet hole is on a neighbouring target.
- 5.8.5 The Target Officer ensures that targets are efficiently scored, marked, patched and changed as necessary and as required by the rules.

5.9 **Scorer** (Rapid Fire Stage of the 25 Metre Event)

- 5.9.1 A Scorer must be appointed for each section of targets.
- 5.9.2 The Scorer will call the value of the shots, bring the attention of the Target Officer to doubtful shots and after the decision is made signal and call the value of the shot.
- 5.9.3 The Scorer will indicate the location of each shot.

5.10 **Marker**

- 5.10.1 The Marker is responsible to the Range Officer.
- 5.10.2 The Marker will patch the holes on the targets and on the backing targets after they have been scored.
- 5.10.3 At the completion of the series or stage, the Marker together with the other target operating personnel will change targets and backing targets for the next shooters.

6 **SHOOTING PROCEDURES AND COMPETITION RULES**

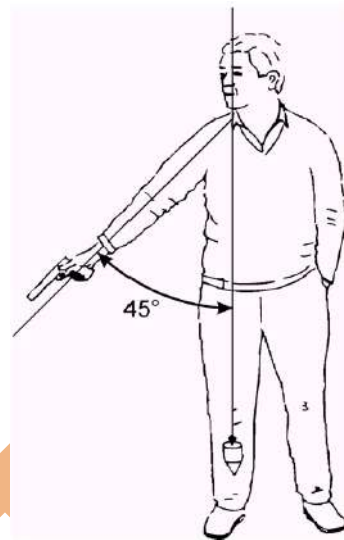
6.1 **Shooting Position**

- 6.1.1 The shooter must stand free, without support, with both feet and/or shoes within the firing point. The complete pistol must be held and fired with one hand only. The wrist must be visibly free of support. Bracelets, wristwatches, wristbands, or similar items that might provide support are prohibited on the hand and arm, which holds the pistol.
 - 6.1.1.1 Before and during the series, including checking or cocking a pistol or revolver, the pistol must always be kept pointing down range and within the target backstop area before returning to the **READY** position for the next shot, or while awaiting the command "**UNLOAD**".

6.2 The Ready Position (25 M Rapid Fire Stage):

6.2.1 In the 'Ready Position' the shooter's arm must point downwards at an angle of not greater than 45 degrees from the vertical but must not be pointed at the ground within the forward edge of the firing point.

6.2.2 The arm must remain in this position while waiting for the appearance of the targets. When the targets begin to face, the shooter may raise the pistol.



The READY Position

6.3 General Shooting Procedures

6.3.1 The shooter stands within the space provided. He may use a telescope, but may not have an assistant.

6.3.2 Dry-firing and aiming exercises are permitted during preparation time, but the firing of caps requires the permission of the Range Officer.

6.3.3 No shot may be fired before the start of the event, stage or series or before the shooter is scheduled to fire.

6.3.4 If any series is interrupted, the hammer must be placed in the half-cock or other safe position and the shooter must await further instructions.

6.4 The PA 25 Metre Event

The Event consists of 40 shots divided into a Precision Stage and a Rapid Fire Stage:

- The Precision Stage consists of 20 shots (4 series of 5 shots) at 25 metres.
- The Rapid Fire Stage consists of 20 shots (4 series of 5 shots) at 25 metres.

6.4.1 Before each stage a series of 5 sighting shots may be fired.

6.5 The Precision Stage of the 25 Metre Event

6.5.1 The Precision Stage consists of 20 competition shots, fired in 4 Series, each of 5 shots.

6.5.2 The time limit for each series is 12 minutes, including loading time.

6.5.3 The timing for each series commences on the command "START" and ceases on the command "STOP" or on other appropriate signals.

6.5.4 At the end of each series after the command "STOP", the command "UNLOAD" is given.

6.5.4.1 A shooter who has not completely discharged his pistol must place the hammer in the half-cock or other safe position and advise the Range Officer. The shooter will discharge the remaining shots as directed by the Range Officer.

6.5.5 Before the Precision Stage, the shooter is permitted to occupy his shooting station for a

minimum of 10 minutes prior to the commencement of the competition, for the purpose of arranging equipment. The Targets are visible.

- 6.5.6 Dry-firing and aiming exercises are permitted during preparation time, but caps may only be fired with the Range Officers permission.

Note:

The fall of the hammer for dry-firing during Preparation Time is not a 'misfire' as defined in 8.2.

- 6.5.7 Before the Precision Stage commences, a sighting series of 5 shots may be fired in 12 minutes, including loading time.

6.6 The Rapid Fire Stage of the 25 Metre Event

- 6.6.1 The Precision Stage of the 25 Metre event must be completed by all shooters before the Rapid Fire Stage begins.

- 6.6.2 The Rapid Fire Stage consists of 20 competition shots, fired in 4 series, each of 5 shots.

- 6.6.3 During each series, the target appears 5 times, each time for 3 seconds (+ 0.2 seconds - 0.0 seconds). The time between each appearance is 7 seconds (+/- 1.0 second, remaining constant), in the edge-on position. One shot only is fired during each appearance.

- 6.6.4 Before the Rapid Fire Stage, the shooter is permitted to occupy his shooting station for a minimum of 10 minutes prior to the commencement of the Stage, for the purpose of arranging equipment. The targets are visible.

- 6.6.5 Dry-firing and aiming exercises are permitted during Preparation Time, but caps may only be fired with the Range Officers permission.

Note:

The fall of the hammer for dry-firing during Preparation Time is not a 'misfire' as defined in 8.2.

- 6.6.6 In each Rapid Fire Stage series, shooting starts from the 'READY POSITION'. I.e. the shooter must re-assume the 'Ready' position before each subsequent appearance of the targets.

- 6.6.7 A series commences the instant the targets begin to turn away for the first time after the call "**ATTENTION**". Every shot fired after this will be counted in the competition.

- 6.6.7.1 Shots fired before the start or after the end of the official shooting time or which are not fired at all, must be scored as zeros unless the Jury has authorised extra time and shots.

- 6.6.8 At the end of each series the command "**UNLOAD**" is given. A shooter who has not completely discharged his pistol must place the hammer in the half-cock or other safe position and advise the Range Officer. The shooter will discharge the remaining shots, following the regulations for Misfires and Breakages (Section 8) or as directed by the Range Officer.

6.6.9 Before the Stage commences, a series of 5 sighting shots may be fired according to the Rapid Fire Stage procedure.

6.7 Rapid Fire Stage loading procedure

6.7.1 If this Rapid Fire loading procedure (i.e. using separate loading tables) is not followed in its entirety, then the alternative procedure set out in 6.8 must be followed.

Note:

This recommendation may at first reading appear at variance with PA General Rules, but under special circumstances using loading tables provided well behind the firing line, the procedure has been proven safe.

6.7.2 If this procedure is followed, **all shooters** must use the loading tables and this procedure in its entirety.

6.7.2.1 The tables must be positioned so they are facing in a direction that will cause no concern to officials, other shooters or spectators.

6.7.3 The transfer of the pistols to the loading table, and the loading of pistols commences at the loading tables only after the Range Officer gives the command "**LOAD, BUT DO NOT CAP**" and proceeds under the Range Officer's strict supervision.

6.7.3.1 After all shooters have moved their pistols to the loading tables, at the instruction of the Range Officer scoring personnel are permitted to move forward of the firing line.

6.7.4 The pistols may be loaded up to, **BUT NOT INCLUDING** the capping of the pistol.

6.7.4.1 There must be no percussion caps at the loading table.

6.7.5 As each shooter completes the loading, the loaded pistol is placed on the loading table in the uncapped condition.

6.7.6 The loaded pistol must not be taken to the firing line prior to the Range Officer giving the command "**RANGE CLEAR**".

6.7.7 When scoring personnel have returned from the target line and it is determined that the range is clear and when all shooters have completed the loading phase, the Range Officer shall give the command "**RANGE CLEAR**", whereon the shooters take their loaded (but not capped) pistols from the loading tables to the bench at the firing line.

6.7.8 When all shooters have completed loading, and placed their pistols on the firing bench, the Range Officer gives the command "**CAP PISTOLS**". A capper may be used.

6.7.9 After capping, each shooter must bring the pistol to a safe condition, place his pistol on the bench and await the next command.

6.8 Alternative 25m Rapid Fire loading procedure

Note:

This alternative procedure is included for those ranges where there is insufficient room to

provide separate loading tables.

Note:

If this alternative for 25m Rapid Fire Stage loading procedure is used, it must be followed in its entirety.

- 6.8.1** Before each series, the Range Officer gives the command “**LOAD BUT DO NOT CAP**”. Shooters may then load the chambers of their pistols.

Note:

Caps must NOT be placed on the nipples.

- 6.8.2** After all shooters have loaded (but not capped) their pistols, they shall bring the pistol to the half-cock or other approved safe condition, place them on the firing bench, and await the Range Officer's instructions. When all shooters have placed their loaded pistols on the firing benches, the Range Officer gives the command “**CAP PISTOLS**”.

- 6.8.3** After capping, each shooter must bring the pistol to a safe condition, place his pistol on the firing bench and await the next command

6.9 Assume the ‘Ready Position’

- 6.9.1** When all shooters are ready to proceed, the Range Officer gives the command “**ASSUME THE READY**”.

Aiming exercises and dry-firing on the unloaded cylinder is accepted as part of assuming the ready position.

- 6.9.1.1** Any shooter who dry-fires on an empty cylinder shall hold the pistol in a safe direction for 5 seconds before re-cocking as if it was a misfire (this may be accomplished in the ready position).

Note:

There is no longer a “not ready” call.

- 6.9.2** After 15 seconds, the Range Officer calls “**ATTENTION**” and turns the targets away. Shooters must come to the ‘READY’ position and remain there (see rule 6.2). The targets will face after 7 seconds.

6.10 The PA 50 Metre Event:

The Event consists of 40 shots in two hours including loading time. Target changing time is not included.

- 6.10.1** The competition is divided into 4 series, each of 10 shots.

- 6.10.2** Each series of ten shots will be loaded and fired within 30 minutes.

- 6.10.3** Before the event begins a shooter may occupy his shooting station for a minimum of 10 minutes to arrange his equipment and to prepare. During this preparation time, targets will be visible. Dry-firing and aiming exercises are permitted, but the firing of caps requires the permission of the Range Officers.

6.10.4 Dry-firing and aiming exercises are permitted during Preparation Time, but caps may only be fired with the Range Officers permission.

Note:

The fall of the hammer for dry-firing during Preparation Time is not a 'misfire' as defined in 8.2.

6.10.5 The shooter stands within the space provided. He may use a telescope, but may not have an assistant.

6.10.6 Before the event commences, a sighting series of 5 shots may be fired in 15 minutes, including loading time.

6.10.7 The timing for each series commences on the command "**LOAD AND START**" and ceases on the command "**STOP**" or other appropriate signals.

6.10.8 If a series is interrupted, the hammer must be placed in the half-cock or other safe position and the shooter must await further instructions.

6.10.9 Shots fired before the start or after the end of the official shooting time or which are not fired at all, must be scored as zeros unless the Jury has authorised extra time.

6.10.10 At the end of each series the command "**UNLOAD**" is given. A shooter who has not discharged all shots in his pistol must place the hammer in the half-cock or other safe position and advise the Range Officer. The shooter will discharge the remaining loaded shots as directed by the Range Officer, following the regulations for Misfires and Breakages.

6.11 **Infringements and Disciplinary Regulations**

6.11.1 Deductions from the score must be effected in the series in which the contravention occurred.

6.11.2 General deductions must be taken from the lowest value competition shot of the first series.

6.12 **Announcing Penalties:**

6.12.1 The shooter must be informed of penalties that have been imposed after the command "UNLOAD" in the series where the infringement occurs. To give the shooter the opportunity to correct the fault in following stage or series, penalties must be before any following command "LOAD".

6.12.1.1 Immediate action must be taken when a matter of safety is involved

6.13 **Announcing disqualification:**

6.13.1 A shooter may be notified immediately of a disqualification.

6.13.2 For an infringement of rule 2.1.9, 2.4.3, 6.16.1, 6.23, 6.24.1, 6.24.3, or 6.27.2 the shooter will be disqualified by the Jury.

- 6.13.2.1 For a repeated infringement of any other **safety rule**, the shooter will be disqualified by the Jury.
- 6.13.2.2 For a repeated infringement/s of **rules other than the safety rules**, the shooter may be disqualified by the Jury.
- 6.14 **Recording of Infringements:**
- 6.14.1 For the Rapid Fire Stage of the 25 m event, all irregularities, penalties, misses, repeated series or stages, annulment of shots, etc., are to be recorded in the range register and on the score card, by the Range Officer or Jury Member, for the attention of the Chief Classification Officer.
- 6.14.2 For the Precision Stage of the 25 m event and the 50 m event, all irregularities, penalties, misses, repeated series or stages, annulment of shots, etc., are to be recorded in the range register, by the Range Officer or Jury Member, for the attention of the Chief Classification Officer.
- 6.15 **Late Arrival:**
If a shooter arrives late and it can be proved that his late arrival is beyond his control, the Jury will determine whether he will be allowed to fit in to his detail if lateness is marginal and in so doing he will not disturb other shooters, or he can be accommodated in a later detail.
- 6.16 **Un-Approved Pistol:**
If a shooter begins the competition with an un-approved pistol, he must be penalised by the deduction of 2 points from the first competition series. He will not be permitted to continue until his pistol has been approved by the Equipment Control Section. He may resume firing at a time and position determined by the Jury.
- 6.16.1 If a shooter, in contravention of the rules, exchanges his pistol, he will be disqualified. The same penalty will apply if the shooter modifies or adjusts his officially approved pistol so that it contravenes the rules.
- 6.17 **Unfair Advantage:**
If the Jury is of the opinion that the shooter has attempted to gain an unfair advantage or disturb other shooters, he may be penalised by the deduction of 2 points from his score or he may be disqualified.
- 6.18 **Unnecessary Delay:**
If the Range Officer or Jury considers that the shooter is delaying the competition unnecessarily, with the intention of gaining unfair advantage, the shooter must be warned. For every similar fault thereafter, 2 points must be deducted from the shooter's score.
- 6.19 **Series Too Short:**
If a shooter considers that the duration of the series was too short and as a consequence was unable to fire the required number of shots, he may inform the Range Officer immediately after the series finishes.

- 6.19.1** The Range Officer and/or Jury must check the timing of the mechanism.
- 6.19.1.1** If it is confirmed that there has been an error, the series will be annulled and repeated.
- 6.19.1.2** If the claim is considered not justified, the results of the series must be credited to the shooter and recorded.
- 6.20** **Shooter Disturbed**
- 6.20.1** Should a shooter consider that he was disturbed while firing a shot or while about to fire a shot, he must place the hammer in the half-cock or other safe position and make his claim to the Range Officer or Jury Member, without disturbing other shooters.
- 6.20.1.1** If the claim is considered justified, the shot or series will be annulled and the shooter may repeat the shot or series.
- 6.20.1.2** If the claim is considered not justified and the shooter has finished the series, the series must be credited to the shooter and recorded.
- 6.20.1.2.1** In the 25 m Rapid Fire stage if the claim is considered not justified and the shooter has not finished his series due to the claimed disturbance, he may repeat the series. The score will be the 5 lowest valued shots fired and a 2 point penalty will be deducted from the score of that series.
- 6.20.1.2.2** In Precision series (25 m and 50 m) the shooter may complete the series and all shots will count as scored and a 2 point penalty will be deducted from the score of that series. The Jury may allow extra time if appropriate.
- 6.20.1.3** If the claim is considered not justified and no shots have been fired the shooter may fire the series. A 2-point penalty will be deducted from that series.
- 6.21** **Incorrect Command**
- 6.21.1** If the Range Officer's command or action has been made incorrectly or if there has been a misunderstanding due to the above reasons, so that the shooter is not ready to fire when the appropriate command, or when the targets appear, he must place the hammer in the half-cock or other safe position and immediately after the series is completed, report the matter to the Range Officer or Jury Member.
- 6.21.2** In order for a claim of incorrect command to be upheld under this clause, the command(s) must have been inaccurate in substance.
- 6.21.2.1** If the claim is considered justified, the shooter must be allowed to fire the series.
- 6.21.2.2** If the claim is considered not justified, the shooter may fire the series, but must be penalised by the deduction of 2 points from the score of that series.
- 6.21.3** If the shooter has fired a shot in the series, a protest of this nature will not be accepted.
- 6.22** **Arm Too High in the Rapid Fire Stage of the 25 m event:**

- 6.22.1 If a shooter raises his arm too soon or does not lower it sufficiently, he will be warned by the Range Officer or Jury Member and the series will be recorded and repeated. The shooter will be credited with the five (5) lowest value shots in the two series (including any zeros or misses).
- 6.22.2 If the infringement is repeated, the same procedure will be applied but the shooter will also have a 2-point penalty deducted from the score of the series.
- 6.22.3 If a third infringement occurs, the shooter will be disqualified.
- 6.23 **Removing a Loaded Cylinder:**
A shooter who removes a loaded and capped cylinder without the supervision of the Range Officer or Jury Member will be disqualified by the Jury. (see instructions under Misfires and Breakages, Section 8)
- 6.24 **Misfire Infringement**
- 6.24.1 A shooter who **fails to point his pistol in a safe direction** for at least five seconds (15 seconds for a single shot pistol) following a misfire will incur immediate disqualification.
- 6.24.2 A shooter who fails to wait at least 5 seconds before re-cocking will receive a warning for the first occurrence.
- 6.24.2.1 For any second occurrence, the shooter will incur immediate disqualification.
- 6.24.3 A shooter who fails to wait at least 15 seconds before opening the action of a single-shot pistol will incur immediate disqualification.
- 6.25 **Loading Too Many Rounds:**
If a shooter loads more rounds than are required in the series he will be given a 2-point penalty.
- 6.26 If a second infringement of this rule occurs, the shooter may be disqualified.
- 6.27 **Early Shot, Late Shot, and No Shot:**
- 6.27.1 Shots fired before the start or after the end of the official shooting time or which are not fired at all, must be scored as zeros unless the Jury has authorised extra time.
- 6.27.2 Any shot before the command "**LOAD AND FIRE**" (50m and the Precision Stage of 25m), or the command "**CAP PISTOLS**" (Rapid Fire Stage of 25m) will incur immediate disqualification.
- 6.28 **Penalties for Rule violations**
- 6.28.1 An official warning expressed by a Range Officer or by Jury member must be noted on the Range Register. A warning may be expressed by the Jury member showing a yellow card with the word '**WARNING**'.
- 6.28.2 A warning to the shooter must be expressed in terms that will leave no doubt that it is an official WARNING. However, it is not necessary to precede other penalties with a

warning.

6.28.3 A deduction of points from the score may be expressed by a Range Officer or by a Jury member, and must be noted on the Range Register. A deduction may be expressed by the Jury Member showing a green card with the word '**DEDUCTION**'.

6.28.4 A disqualification may be expressed by a Range Officer or by a Jury member, and must be noted on the Range Register. A disqualification may be expressed by the Jury Member showing a red card with the word '**DISQUALIFICATION**'.

6.29 Crossfires

6.29.1 Sighting Shot Crossfire:

If a shooter fires a sighting shot on the sighting target of another shooter, he must not be allowed to repeat the shot, but will not be penalised.

6.29.2 Competition Crossfires:

Crossfires of competition shots must be scored as zeros.

6.29.3 Unidentifiable Crossfire:

If a shooter receives a confirmed crossfire shot and it is impossible to determine which shot is his, he must be credited with the value of the highest valued scoring shots.

6.30 Shots Fired, or Apparently Fired Incorrectly

6.30.1 Too Many Sighting Shots:

If a shooter fires more sighting shots than are provided for in the program or are approved by the Range Officer or Jury or at a time other than is provided for in the rules, a 2 point penalty must be deducted from the first series of his competition score, for each excessive sighting shot fired.

6.31 Accidental Shots:

6.31.1 In the Rapid Fire Stage, any shots fired accidentally by the shooter after the command 'CAP PISTOLS' but before the beginning of the competition series, will not be counted as a competition shot. A 2-point penalty will be deducted from the series. The accidentally fired shots will be re-fired at the end of the Stage.

6.31.2 In the Precision Stage or Event, all shots fired after the Command "LOAD AND FIRE" will count.

6.32 Unidentified Shots:

If there are excessive hits on a target in the Rapid Fire Stage where target patches are used and it cannot be established which hole(s) was not patched or were uncovered, the shooter may accept the lowest valued hit(s) or he may repeat the series.

6.32.1 If he repeats the series, he may not be credited with a score greater than the original 5 highest valued hits, nor less than the original 5 lowest valued hits.

6.33 Too Many Competition Shots:

If a shooter fires more competition shots on his target than the program calls for, and/or

more than one shot at each appearance of the target in a Rapid Fire Stage series, the highest valued hit(s) must be deducted from the score of that target and scored as zero(s). A 2-point penalty must also be deducted from the score of that series, for each extra shot fired in the series (Precision Stage of the 25 m event or in the 50 m event) or at a single appearance of the target (Rapid Fire Stage).

6.34 Late Shot:

In the Precision Stage of the 25 m event, and the 50 m event, if a shot is fired after the “STOP” or “CEASE FIRE” command or signal, that shot will be scored as a zero. If the shot cannot be identified, the highest valued shot will be deducted from the score of that target.

7 PRE-EVENT ADMINISTRATION

7.1 The shooters must be informed of the exact shooting time schedules and the allocated firing points no later than 1200 hours on the day preceding the competition.

7.1.1 Should it become necessary to change the shooting schedule before the day of the event or stage, the shooters must be informed of this no later than 1700 hours on the day preceding the competition or official practice.

7.2 Shooters must be informed of official practice times.

7.3 The team leaders or Team Officials must submit entries with names of the shooters for the team events to the Organising Secretary at least one hour before the start of the competition.

7.4 Individual shooters and teams should be able to shoot under conditions that are as equal as possible.

7.4.1 The allocation of the firing points and shooting time schedules must be by the drawing of lots, or method approved by the National Referee Council.

7.4.2 In the case of team competition the team members must be equally distributed as equally as possible between the relays (details).

7.4.3 If a competition lasts for more than one day all shooters must be scheduled to fire an equal number of shots each day.

7.5 Practice Shooting

7.5.1 Depending on local conditions, opportunity for practice must be provided prior to the competition for as many days as possible but not less than one day.

7.5.2 The Chief Range Officer must ensure that during these practice periods all shooters have equal opportunity.

7.5.3 Shooters may practice at all PA Black Powder competition distances.

8 MISFIRES AND BREAKAGES

8.1 General

- 8.1.1** Should the pistol break or cease to function, the shooter may be allowed to repair the pistol, or:
- 8.1.2** If the repair is likely to take more than 15 minutes, the shooter, at his request, may be granted extra time by the Jury. If extra time is granted he will complete the competition at a time and place determined by the Jury within the remaining scheduled details, or
- 8.1.3** Continue to fire with a pistol of the same Calibre and type (revolver or single shot).
- 8.1.4** In cases 8.1.1, 8.1.2, or 8.1.3, five additional sighting shots will be allowed.
- 8.1.5** If the shooter has not finished a Precision series (25 or 50 m) at the time of the pistol's failure, he will (with the repaired or substitute pistol), complete the series. The Jury may allow the shooter extra time for that series.
- 8.1.6** If the shooter has not finished a Rapid Fire Stage series at the time of the pistol's failure, he will (with the repaired or substitute pistol), complete the Rapid Fire Stage series.
- 8.1.7** Any replacement pistol must have been inspected and approved by the Equipment Control Section for the Event.
- 8.1.8** Should the removal of loaded and capped cylinder be warranted to repair a break or a cease to function, this must only be done under the strict supervision of the Range Officer or Jury Member (see [Appendix A](#)).

8.2 Definition of a Misfire:

A misfire is defined as the fall of the hammer of a loaded pistol without full detonation.

Note:

The definition recognizes that:

- There may be no detonation of both the percussion cap and the black powder or that there may be detonation of the cap only, and/or
- The nipple may be uncapped, and/or
- The chamber of a revolver may be empty.

The shooter must accept the possibility that the cap may have been struck and that the charge in the pistol may be in a state of 'hang-fire', during which rotation of the chamber or failure to maintain a period of pointing the barrel down range could result in a dangerous situation both to him, and others.

8.3 Misfires in Precision Series (25 and 50 Metre)

- 8.3.1** In the event of a misfire in precision, the shooter must point his pistol in a safe direction for at least 5 seconds before re-cocking.
- 8.3.2** For single shot pistols, the shooter must wait at 15 seconds before opening the action.
- 8.3.3** There is no limit to the number of times the shooter may recap after a misfire in a

Precision Series within the time specified for the series, but he must comply with 2.4. There is no penalty for any misfire.

8.3.4 Unfired shots remaining at the completion of a series (including after any re-shoot) will be discharged or extracted as directed by the Range Officer.

8.4 Misfires in Rapid Fire Stage

8.4.1 In the event of a misfire in a Rapid Fire series, the shooter must point his pistol in a safe direction for at least five seconds before re-cocking or re-capping.

8.4.1.1 The shooter may then re-cock or recap his pistol and fire the remaining shot or shots on subsequent target appearances, providing that his arm is in the 'READY' position when the target begins to face.

8.4.2 Should a further misfire occur in the same series, the same procedure shall apply.

8.4.3 There is no limit to the number of times the shooter may attempt to fire the remaining shots after a misfire in a Rapid Fire series within the remaining exposures for that series, but he must comply with Rule 2.4. There is no penalty for any misfire.

8.4.4 At the end of the series the shooter must immediately claim the misfire or misfires.

8.4.5 There will be one only re-shoot allowed for a misfire or misfires in each series.

8.4.5.1 On the Range Officer's commands, the shooter may re-cock or recap and endeavour to complete the interrupted series, having as many target exposures as there are still shots to be fired.

8.4.6 Should a misfire occur in the re-shoot, only the shots actually fired will be credited to the shooter.

8.4.7 Unfired shots remaining at the end of a series (including any re-shoot) will be discharged or extracted as directed by the Range Officer.

8.4.8 If a shooter has not completed the sighting series of the Rapid Fire Stage at the time of the pistol's failure, he will be permitted to attempt to do so within two minutes with targets facing and stationary.

9 RULES OF CONDUCT FOR SHOOTERS AND TEAM OFFICIALS

9.1 All shooters and Team Officials must be acquainted with the PA Rules and the Competition Programme and must ensure that they are followed.

9.2 The shooter must present himself at the appointed time and at the designated firing point with the necessary and approved equipment.

9.3 Loud or disturbing noise or talk is not permitted near the firing line. Range Officials, Jury Members, Team Officials and shooters must limit their conversation to official business when near the shooters. The Range Officer must ensure that the noise of the spectators

is kept to a minimum level.

Note:

Whilst the shooting is in progress noise levels should be controlled, but spectators' enthusiasm during or at the conclusion of a close shoot off for example may well be encouraged.

9.4 Each team must have a Team Leader who is responsible for maintaining discipline within the team.

9.4.1 A shooter may be appointed as a Team Leader.

9.4.2 The Team Leader must cooperate with Range Officials at all times in the interest of safety, efficient operation of the competition and good sportsmanship. A Team Leader is responsible for all official affairs concerning a team. The Team Leader has the responsibility to:

9.4.2.1 Complete the necessary entries with accurate information and submit them to the appropriate officials within the designated time limit,

9.4.2.2 Be familiar with the programme,

9.4.2.3 Have team members report, ready to shoot at the designated firing point, at the correct time, with approved equipment,

9.4.2.4 Check scores and submit protests,

9.4.2.5 Check preliminary and official bulletins, scores and announcements,

9.4.2.6 Receive official information and requests and pass them on to team members.

9.5 Coaching

9.5.1 All types of coaching while the shooter is on the firing line are forbidden during competition, including Preparation Time. While on the firing line, the shooter may speak only with Jury Members or Range Officials.

9.5.1.1 If a shooter wishes to speak to anyone else, or leave the firing line for any reason and his pistol is unloaded, he may leave the firing line only after notifying the Range Officer. This must be done without disturbing other shooters.

9.5.1.2 If a Team Official wishes to speak with a shooter on the firing line, the Team Official must not contact him directly or talk with him. The Team Official must obtain permission from the Range Officer or Jury Member, who will call the Shooter off the firing line.

9.5.1.3 If a Team Official or shooter violates rule 9.5.1, a warning must be issued the first time. In repeated cases, two points must be deducted from the shooter's score and the Team Official must leave the vicinity of the firing line.

9.6 Leaving the Firing Line During a Series;
Shooters are encouraged not to leave the firing line during a series if their pistol is loaded.

If this is absolutely necessary then the Range Officer may give permission provided that the pistol is in the half-cock position or hammer down on an empty chamber and the pistol is placed securely on the bench pointing at an angle down range and under the Range Officer's supervision.

10 EQUIPMENT CONTROL

- 10.1** Prior to the competition each pistol and other equipment must be examined by the Equipment Control Section to ensure that it conforms to PA Rules. The shooter is responsible for presenting any pistols and equipment, including any questionable equipment and/or accessories, for official inspection and approval.
- 10.2** The Equipment Control Section will be assisted and supervised by the Jury.
- 10.3** The Organising Committee must inform Team Officials and shooters where and when they may have their equipment inspected in sufficient time prior to the competition.
- 10.4** The Organising Committee must provide a complete set of approved gauges and instruments for equipment control before and during PA Championships.
- 10.5** The Equipment Control Section must register the name of the shooter, the make (manufacturer), serial number and Calibre of each pistol approved.
- 10.5.1** All approved equipment must be marked and the approval must also be indicated on a control card.
- 10.6** After equipment has been approved, it must not be altered at any time prior to or during the competition in any way that would conflict with PA rules.
- 10.7** If there are any doubts regarding an alteration, the equipment must be returned to Equipment Control for re-inspection and approval.
- 10.8** The approval of equipment is valid only for the competition for which the inspection is made.

11 SCORING PROCEDURES

11.1 Classification Office

- 11.1.1** The Organising Committee must establish an office for preparing targets before the competitions and for recording and producing result lists after the competition. The office must be under the supervision of the Chief Classification Officer and the necessary assistants.
- 11.1.2** The Jury must supervise all work done in the Classification Office. The final Result List must be signed by the Chairman of the Jury to confirm its accuracy.
- 11.1.3** Each official must certify his work by initialling the score card and the result list.

11.1.4 The Jury must examine the 10 best individual and 3 best team's results prior to the final publication of the result list.

11.2 Value of Shots

11.2.1 For the Precision Stage of the 25 m Event and the 50 m Event, values and scores are determined in the Classification Office.

11.2.2 For the Rapid Fire Stage of the 35m Event, values are determined at the target line. If necessary, targets may be removed at the request of a Jury Member for detailed examination and subsequent decision. Preliminary scores as determined on the target line are checked for additions in the Classification Office.

11.2.3 All bullet holes are scored to the value of the target scoring zone that is hit. If any part of a scoring ring is touched by the projectile, the shot must be scored to the higher value. Such a hit is defined as when a bullet hole or plug gauge touches any part of the outside edge of the scoring ring separating the scoring zones.

11.2.4 Shots in dispute must be scored with the aid of a plug type gauge, (or outward scoring gauge for 25 m precision stage) or other instrument approved by the NRC.

11.2.4.1 The plug-gauge may be inserted once in any bullet hole.

11.2.4.2 When the accurate use of a plug gauge is made difficult by the close proximity of another bullet hole, the shot value must be determined by means of an approved engraved gauge of some flat, transparent material, to aid in reconstructing the position of a scoring ring or number of bullet holes which may overlap.

11.2.5 If two scoring officials do not agree on the value of a shot, a decision from the Jury must be requested immediately.

11.2.6 Bullet holes which have been gauged in the Classification Office must be marked and initialled by the Scoring Officials.

11.2.7 No appeal may be made against a shot value that has been decided by means of a gauge. Such decision is final. Appeals are allowed only in respect of scores that have not been decided by the use of a gauge or in cases of incorrect addition or incorrect entries on the range register.

11.2.8 Hits outside the scoring rings of the shooter's target are scored as zero.

11.3 Gauges

11.3.1 The following gauges must be used, according to Calibre:

11.3.1.1 For .22 Calibre:

as for ISSF .22 (5.6 mm) Cal.

Flange diameter:	5.6 mm (+ 0.05/- 0.00 mm)
Spindle diameter:	at least 5.00 mm
Spindle length:	10 mm to 15mm

11.3.1.2 For .30 (7.62 mm) to .38 (9.65 mm):
as for ISSF Centre Fire.
Flange diameter: 9.65 mm (+ 0.05/- 0.00 mm)
Spindle diameter: According to Calibre being scored
Spindle length: 10 mm to 15 mm

11.3.1.3 For Calibre over .38 (9.65 mm):
Flange diameter: 11.43 mm (+ 0.05/- 0.00 mm)
Spindle diameter: According to Calibre being scored
Spindle length: 10 mm to 15 mm

11.4 Skid Shots

11.4.1 Shots fired while the target is turning must not be scored as hits unless the greatest horizontal dimension of the bullet hole measures not more than:

11.4.1.1 7 mm for Calibre 5.6 mm (.22),

4.1.1.1 11 mm for calibres 7.62 mm to 9.65 mm, or

4.1.1.2 14 mm for calibres larger than 9.65 mm.

4.1.2 The horizontal elongated bullet hole is measured with a 'skid gauge'.

4.1.3 In the case of a scoring skid shot touching two scoring areas, the higher value is scored.

4.2 Skid Gauges;

The skid gauge is a flat, transparent plastic plate with two parallel lines engraved on one side. The lines are:

4.2.1 7.00 mm (+0.05 mm -0.00 mm) apart for 5.6 mm (.22),

4.2.2 11.00 mm (+0.05 mm,-0.00 mm) apart for calibres up to 9.65 mm (.38) and

4.2.3 14.00 mm (+0.05 mm, -0.00 mm) apart, for calibres over 9.65 mm measured between the inside edges of the engraved lines.

4.3 Recording the scores

4.3.1 For the Rapid Fire Stage, results are recorded on the range by a Register Keeper and a Second Register Keeper.

4.3.2 For Precision Stages, results are recorded in the Classification Office by a Classification Official.

4.3.3 The scores must be recorded on a scorecard. The scorecard must have spaces for the Name, Country or State, start number of the Shooter, the range, the number of the detail and the firing point, shot values, series totals and the competition score. There must be room for entering details such as warnings, penalties and irregularities.

4.3.4 Results are recorded by the Classification Office in the master register and on the main

scoreboard.

- 4.3.5 During the progress of the event, preliminary scores may also be shown for the benefit of spectators on score boards located behind the shooters.

5 PLACING AND TIE BREAKING

- 5.1 Perfect score ties will not be broken.

5.2 Placing, Individual

- 5.2.1 25 Metre Event placings will be decided by each shooter's total score for the Precision and Rapid Fire Stages.

- 5.2.2 50 Metre Event placings will be decided by each shooter's total score for the event.

5.3 Ties For 1st to 3rd Placing - 25 Metre Event – Individual

- 5.3.1 Ties for the first 3 placings will be determined by a 'Shoot Off' of two Rapid Fire Stage series.

- 5.3.1.1 Before the shoot-off, the shooters may fire one Rapid Fire Stage sighting series.

- 5.3.1.2 Should the tie still not be broken, a second shoot off of two Rapid Fire Stage series will be fired.

- 5.3.1.3 If after the third shoot-off the tie is not broken, the shooters in the shoot off will receive equal placing for the tied place.

- 5.3.1.4 For a misfire during a shoot-off, there will be only one re-shoot in each series.

5.4 Ties for the 50 Metre Event 1st to 10th Placing, and the 25 Metre Event 4th to 10th Placing Will Be Decided By:

- 5.4.1 The highest score of the last 10 shots fired, then working forward by 10 shot series until the tie is broken.

- 5.4.2 Should the tie still be unbroken, by the highest number of 10's, 9's, 8's, etc. in the whole event until the tie is broken.

- 5.4.3 Should the tie still be unbroken, the tied shooters will be listed with equal placing, in alphabetical order, using the shooter's family name. An appropriate number of spaces must be left vacant below the tied positions before the next placing is numbered.

5.5 Ties beyond 10th placing:

Ties beyond 10th placing will be listed in alphabetical order of family name.

5.6 Placing For Teams

Placings will be decided by each team's aggregate score for the event.

5.7 Ties for Teams, 1st to 5th placing

5.8 A count-back of the highest team aggregate score of the last series of 10 shots fired, then the next ten shots, working forward by ten shot series until the tie is broken.

5.8.1 If there is still a tie, by the number of 10's, then 9's, 8's, etc. for the team in the whole event.

5.8.2 If there is still a tie, by examining the last precision targets of each team involved and determining which team has the shot located furthest away from the centre. That team shall be deemed the loser.

5.9 **Team ties, beyond fifth** will be recorded in alphabetical order of team name.

6 PROTESTS AND APPEALS

6.1 Any shooter or Team Official has the right to protest a condition of the competition, decision or action immediately and verbally to a Competition Official, Judge, Range Officer or Jury Member. Such protest may be submitted on the following matters:

6.1.1 A shooter or Team Official considers that the PA Regulations, PA Rules or competition programme were not followed in conducting the competition.

6.1.2 A shooter or Team Official does not agree with a decision or action by a competition Official, Judge, Range Officer or Jury Member.

6.1.3 A shooter was impeded or disturbed by a person or for any cause.

6.1.4 A shooter had a long interruption in shooting.

6.1.5 A shooter had irregularities regarding shooting times, including shooting times that were too short or the non-appearance of targets within the specified time.

6.2 Written Protests

6.2.1 Competition Officials, Judges, Range Officers, and Jury Members must consider verbal protests immediately. They may take immediate action to correct the situation or refer the protest to the full Jury for decision. In such cases, a Range Officer or Jury Member may stop the shooting temporarily if necessary.

6.2.2 A shooter or Team Official who does not agree with the action or decision taken on a verbal protest may protest in writing to the Jury. A shooter or Team Official has the right to submit a written protest without making a verbal protest. Written protests must be submitted not later than 30 minutes after the matter in question occurs and must be accompanied by a fee of \$10.00. The protest fee must be returned if the protest is upheld and will be retained by the Organising Committee if it is lost.

6.2.3 The Organising Committee must supply printed forms for use in submitting written protests.

6.2.4 Written protests must be decided by the Jury. Written protests may not be decided by an individual Jury member.

6.3 Scoring Protests

6.3.1 A shooter or Team Official who considers that a shot was scored or recorded incorrectly may protest that score, except that decisions made regarding the value of shots by using gauges are final and cannot be protested. Scoring protests may only be made on scores which have been decided without using a gauge or when incorrect entries in the result list or scoreboard have been made.

6.3.2 A fee of \$2.00 per individual result must be paid to the Jury when a scoring protest is submitted. This fee must be returned if the protest is upheld and will be retained by the Organising Committee if the protest is lost.

6.4 Appeals

6.4.1 In the event of a disagreement with a Jury decision the matter may be appealed to the Jury of Appeal. Such appeals must be submitted in writing by the Team Leader or a representative not later than 30 minutes after the Jury decision has been announced and must be accompanied by a \$10.00 fee. The fee, together with the original protest fee for the matter in question must be returned if the appeal is upheld and will be retained by the Organising Committee if the appeal is lost. In special circumstances, the time for submitting appeals may be extended up to 24 hours by decision of the Jury of Appeal. Such decision can postpone the victory ceremony for the event under appeal.

6.4.2 The decision of the Jury of Appeal is final.

7 PROTOCOL: RECORDS AND AWARDS

7.1 **Australian Records** may be established at PA Championships, or other competition approved by PA.

7.1.1 A report on a newly established Australian record must be prepared by the National Referee Council Jury present. The report must confirm that the rules of PA and the competition programme were followed.

7.2 Titles and Medals

7.2.1 Titles and medals are awarded for individual and team competition only in accordance with PA direction.

8 MEDIA RELATIONS

8.1 Suitable facilities, assistance, and cooperation must be provided for the press, radio, and television personnel, to ensure publicity. During competitions, however, the shooters must not be disturbed by photography or interviews.

8.2 The Classification Office must publish as soon as possible, the correct final result lists.

They must contain the family name, first name, start number and the State or Territory of each shooter. These results must be made available to the news media.

- 8.3** All shooters must wear the supplied identification or start numbers fixed on their backs between shoulder and waist during both competition and training.
- 8.4** Progressive, preliminary and final scores must be displayed on large scoreboards to keep the shooters, spectators and the news media informed at all times. These scoreboards must be located near the competition ranges, but at a suitable distance to avoid disturbing the shooters.

© Pistol Australia Inc., 2005

2005, First Printing

These rules were adopted by PA at the Combined Executive and Management Meeting, 5th December 1994

SCT
10th December 2004

DRAFT

Appendix A to the 2005 PA Black Powder Rules

De-capping black powder pistols, unloading unfired chambers, and removing caps safely

- A 1** The procedure for recapping un-discharged chambers **MUST** be strictly adhered to otherwise the competitor will be disqualified.
- A 1.1** If a chamber has failed to ignite after repeated attempts, the following procedure must be followed.
- A 1.1.1** The firearm must be pointed in a safe direction, down range, at all times during the recapping procedures.
- A 1.1.2** At no time must any part of the body, hand or fingers be placed in front of the cylinder or muzzle of the firearm.
- A 1.1.3** The firearm must be gripped firmly and safely and then attempts may be made to take the cap off the nipple. Splitting the skirt of the cap may assist in the removal operation. Care must be taken to avoid striking the base of the cap. **WARNING - EXTREME CARE MUST BE TAKEN DURING ALL STEPS OF RECAPPING, AS AT ANY STAGE THE FIREARM MAY DISCHARGE.**
- A 1.1.4** In the case of a cap that has failed to ignite, it must be assumed that the cap could still be live. On the Range Officers command the competitor **MUST** endeavour to discharge the chamber in a safe direction before attempting to recap. This procedure must be carried out at least twice after the initial attempt.
- A 1.1.5** If the chamber fails to ignite, the competitor, on the Range Officer's command, may recap his firearm in accordance with the procedure laid down in the regulations.
- A 1.1.6** If the competitor has discharged his firearm whilst complying with A.1.2.4 he will be allowed to complete the series at the end of the stage.
- A 2** **Breech Loading Single Shot Pistols**
- A 2.1** If a competitor for whatever reason wishes to open the action of a breech-loading black powder pistol after it has been capped, extreme caution should be exercised.
- A 2.2** If the pistol can be re-cocked without opening the breech **AND** the competitor wishes to attempt to re-fire the cap then the competitor may do so after waiting the required 15 seconds.
- A 2.3** Some pistols require the action to be partially opened to be re-cocked. It is recommended that all competitors using breech loading pistols know how to re-cock the pistol without fully opening the breech.
- A 2.3.1** Thompson Contenders can be re-cocked by the following procedure.

- A 2.3.1.1** Rest the barrel in a safe down range direction on or near the front of the bench in such a position that the barrel is supported but any discharge will clear the bench.
- A 2.3.1.2** Reset the trigger mechanism while simultaneously holding the breech closed by pressing downwards on the grip. The first click of the mechanism resets the striker before the barrel lock is activated.
- A 2.3.1.3** The hammer may now be cocked to try the cap again.
- A 2.4** When the pistol has suffered a misfire as defined in section 8.2 the competitor should wait at least 15 seconds before attempting to open the breech.
- A 2.4.1** If a competitor wishes to remove the unfired cap from the nipple **UNDER NO CIRCUMSTANCES** should this be attempted with the insert still in the pistol.
- A 2.4.2** After waiting the 15 seconds the pistol should be pointed downwards at an angle of about 60 degrees to the horizontal while still pointing in a safe direction down range.
- A 2.4.3** The action can now be opened by bringing the grip of the pistol down while leaving the barrel pointing down at the 60 degrees.
- A 2.4.3.1** The plug/insert can now be removed from the pistol.
- A 2.4.3.2** With the plug/insert clear of the pistol the competitor can effect any corrective action.
- A 2.4.4** Any attempt by a competitor to remove a capped insert from a loaded pistol by inserting a rod from the muzzle will bring **AUTOMATIC DISQUALIFICATION**.
- A 2.4.5** It is recommended that pistols have an operational extractor to enable removal of the plug/insert in case of a misfire.
-

Appendix B to the 2005 PA Black Powder Rules

Vacant

DRAFT

Appendix C to the 2005 PA Black Powder Rules

Approved Eye Protection

PA Black Powder pistol events have been conducted over almost 25 years without any major accidents. Much of this excellent record is due to the safety requirements in the PA Rules. However, the adage about familiarity breeding contempt applies for many of our shooters when it comes to 'approved eye protection' (2.2.5). The requirement for eye protection is there **not only** for the shooters own loading and firing actions; it is also there to protect your eyes while others are loading and firing. The intent of the safety Rules is for adequate protection throughout the event. There is a lot of 'muck' flying around during BP events; just look at the screens between the bays.

There are three major problems;

- conflicting focal length requirements,
- lack of adequate protection when trying to accommodate the focal length problems, and
- not protecting the eyes at all.

The first two problems arise from the conflicting focal length requirements. The focal lengths for loading, shooting and general vision are all sufficiently different to cause difficulties for those of us with problem sight and this generally gets worse with age. For some, the solution is a pair of their normal spectacles for loading and another arrangement for shooting. For others whose vision does not need correction for loading, removal of the shooting lens/es or the occluder might appear to be a 'solution' when not focusing on the front sight. With both cases, the problem arises while the eyes are unprotected.

When it comes to the problem of not protecting the eye at all, this has many aspects. At the most foolish, there are those who would shoot or be on a Black Powder range without eye protection. Included in this group are those shooters who take off their eye protection while loading or raise the shooting lens or occluder while loading. Another group are those who remove their eye protection after they have completed firing their series, even though others on the range are still shooting. The related problem is for those who use different glasses for shooting and loading; it is that period between taking off one pair and putting on the other when the eyes are unprotected.

Related to this is the amount of eye protection. Specialist shooting glasses do not by themselves give adequate protection. Even a quick visit to the shooting line will show that while loading many shooters tilt their head so that they can peer around the shooting lens, or tilt the lens and/or occluder out of the way. For those who would use the basic shooting glasses for Black Powder, take a look at someone else using shooting glasses during an ISSF event and check the amount of eyeball exposed to the side of the shooting lens; it is not only the iris that needs protection! For specialist shooting glasses wings can be added to give lateral protection.

Who gives approval? Certainly not the shooter; we already know what happens too often when the shooter is the arbiter. The shooting glasses must adequately cover the eyes. Get a qualified BP Range Officer or your Club Captain to check your glasses.

For Range Officers during BP events, enforce the eye protection Rules. For any shooter who is approached during a BP event and warned about inadequate eye protection, it is your irresponsibility that is the problem and the range official is trying to protect both you and the Association.

The PA 13-SHOT BLACK POWDER EVENT

For the benefit of PA affiliated shooters, PA introduced and authorised a 25m 13-shot Black Powder event for the pistols used in the PA 25 & 50 metre Black Powder events.

PA has not specified the pistol categories for this event other than they be percussion cap and black powder: individual PA Affiliates set their own categories to met the needs of their individual members.

The following rules are those used by NSWAPA.

INTERNATIONAL BLACK POWDER MATCH NSWAPA

21 March 2008

1. Preamble

This match was accepted by Pistol Australia as from 1st July 1984, to enable Black Powder enthusiasts to practice, compete and familiarise themselves with popular International Matches presently being shot.

These rules should be read in conjunction, . *Pistol Australia General Regulations and General Technical Rules for Pistol Shooting and Special Technical Rules for the Pistol Australia 25 m and 50 m Black Powder Matches*. These rules as such have no relevance to MLAIC matches and should not be compared to such rules.

1.0 General

2.0 Safety

3.0 Range and target Standards

4.0 Pistols, Equipment and Ammunition

5.0 Competition Officials

6.0 Shooting event Procedures and Competition Rules

7.0 Pre-match Administration (Firing Point Allocation and elimination Matches)

8.0 Malfunctions

9.0 Rules of Conduct for Shooters and team Officials

10.0 Equipment Control

11.0 Scoring Procedures

12.0 Tie-Breaking

13.0 Protests and Appeals

14.0 Protocol Awards and Records

15.0 Media Relations

2.0 SAFETY

2.1 Smoking or naked flames are not permitted within 10 metres of the firing line. 'NO SMOKING' signs must be clearly exhibited.

2.2 Protective Glasses must be worn at all times by competitors and spectators and cannot be taken off until the match is completed.

2.2.1 Common sense to be used here, you can change glasses, remove glasses to look through your scope, but do so within the confines of your shooting bay and replace them immediately. Glasses must be worn at all times while decanting powder

2.3 Both eyes must be protected during the loading and firing process regardless of the type of glasses being used. Lifting an occluder or tilting the head to see under the device is not acceptable.

2.4 Special shooting glasses with adjustable iris must have a lens to protect the shooting eye.

2.5 Other safety protocols can be found in the PA Black Powder rules.

2.6 Some clubs may have additional safety rules they wish to implement, these should be stated on the entry form.

3 RANGE AND TARGET STANDARDS.

3.1 SHOOTING DISTANCES

3.1.1 The shooting distance is 25.0 m

3.2 TARGETS

3.2.1 The ISSF 25/50m precision pistol target will be used

3.2.2 Each shooter will have 2 targets.

3.2.3 Targets will be set one above the other or side by side so that both are visible at all times.

3.2.4 Targets will **not** be marked top, bottom, left, right or 1, 2, targets must be marked with the shooter's name, calibre, and category.

4.0 PISTOLS EQUIPMENT AND AMMUNITION

4.1 Replica Single Shot.

4.1.1 Firearm must be a percussion cap single shot pistol with rifled barrel which is an original or a replica of a pre 1900 model pistol. Fore-sight should be pinhead, narrow blade, narrow pyramid or similar. Broad partridge type sights prohibited. Rear sights should have V or U form sight notches. The front sight may be any height to assist aiming but the original profile must be maintained. Sleeved barrels are not permitted.

4.2 Fixed Sight Revolver

4.2.1 Firearm to be used must be percussion cap revolver with fixed sights. Production fixed sight percussion cap revolvers are eligible for this category. The sights must be original factory sights. (no modifications allowed except as in (4.2.2)

4.2.2 The sights may be altered so that the pistol shoots to the target. Front sight can be adjusted for windage and locked in position before competition.

4.2.2.1 The intent is the groove in the rear of the frame or in the hammer may also be modified but not so as to change its original shape.

4.3 Adjustable sight revolver.

4.3.1 Firearm to be used must be a percussion cap revolver which has adjustable sights. A fixed sight percussion cap revolver may be used in this category. If the same pistol is used for both categories the fixed sight match must be shot first.

4.4 Modern Single Shot.

4.4.1 Firearm must be a percussion cap single shot pistol which has been altered to exclude it from the Replica Single Shot category. A replica single shot percussion cap pistol may be used in this category. If the same pistol is used for both categories the replica single shot match must be shot first.

4.5 Flintlock Smooth Bore

4.5.1 Any original or replica flintlock smooth bore pistol. Sleeved barrels are not permitted.

4.6 Ammunition

4.6.1 Projectiles must be "soft" lead.

4.6.1.1 **Explanation** "Soft" lead is used because it can be relatively easily deformed so that chambers are sealed when the projectile is seated. In the case of muzzle loading pistols it can be rammed all the way home onto the powder charge.

4.6.1.2 "Soft" lead will be determined by the Jury member if there is doubt in the mind of the Equipment Control Officer, Range Officer or Competitor. If the Jury member cannot easily groove the projectile with his/her thumb nail then the projectile will be deemed not to be "soft" lead.

4.6.2 Only round ball or traditional conical projectiles may be used.

4.6.2.1 A traditional conical bullet should be of the "Picket" design which has a curved surface tapering to a point from a parallel section which is the bullets major diameter. There is no shoulder of any kind where the curve meets the parallel section.

4.6.2.2 Modern style conical projectiles which are truncated cones which have a small shoulder where the cone meets the parallel section are not permitted.

4.6.2.3 True Round nose projectiles which have no shoulder where the round nose meets the major diameter of the projectile will be allowed.

4.6.2.4 Wadcutter and semi-wadcutter type projectiles are not allowed.

4.7 BLACK POWDER

4.7.1 Only factory made Black Powder may be used.

4.7.2 Muzzle loading single shot pistols **must not** be loaded directly from a powder flask or bulk container.

Each powder charge must be transferred by separate charge container to muzzle loading pistols.

4.7.3 Pre measured single charge containers may be used.

4.7.4 Where filler is used to facilitate the use of reduced charges of black powder, the filler must be an approved inert material. ie: It is not a fire risk.

4.7.5 Bulk containers are not permitted on the firing line during the match.

4.7.7 Only enough black powder for immediate reasonable use may be brought to the firing line.

4.7.8 Unused caps must be covered when firing is in progress.

4.7.9 Patching material or wads may be used in single shot pistols but for safety reasons may not be used in revolvers.

4.7.10 The loaded chambers of revolvers must be sealed with grease or similar before they are capped.

5.0 Competition Officials

5.1 Refer *Special Technical Rules for the Pistol Australia 25 m and 50 m Black Powder Matches*

6.0 SHOOTING PROCEDURES AND COMPETITION RULES.

6.1 The match consists of 13 shots in 30 minutes including loading time.

6.2 Best 10 shots to count.

6.3 It is suggested that 6 shots will be fired at one target and 7 shots will be fired at the other target but any combination is permitted. ie: 4 on one and 9 on the other but the target may be difficult to score with excessive shots on it. In such cases the decision of the classification office is final.

6.4 For muzzle loaders, one fouling shot may be fired (after notifying the Range Officer) at the start of the 30 minutes

6.5 Preparation time of 10 minutes will be allowed prior to the start of the competition.

6.6 Dry firing and aiming exercises are permitted during preparation time.

6.7 No shot or cap may be fired or pistol loaded before the command "**Start**".

6.8 If any series is interrupted, the hammer must be placed in the half cock position and/or pistol made safe. Flintlock pistols must have the powder removed from the pan. The competitor must await further instructions.

6.9.# If a shot is fired before the command "**Start**" the competitor **will** be disqualified.

6.10# If a shot is fired after the command "**Stop**" the competitor **may** be disqualified.

6.11# The timing for each series commences on the command "**Start**" and ceases on the command "**Stop**".

6.12 The shooter must stand free and without support totally within the space provided.

6.13 The pistol must be held and fired with the one hand only.

6.14 The wrist must be visibly free of support. Bracelets, wrist watches, wrist bands or similar items which might provide support are prohibited on the hand or arm which holds the pistol.

7.0 Pre-Match Administration

7.1 Refer *Special Technical Rules for the Pistol Australia 25 m and 50 m Black Powder Matches*.

7.2 Blank

8.0 MALFUNCTIONS AND MISFIRES

8.1 In the event of a misfire the competitor must point his pistol in a safe direction for at least 5 seconds before re-cocking. Revolvers must not be recapped until a total of three attempts have been made to discharge the pistol. All other chambers must be fired before attempting to recap a faulty chamber. No pistol can be recapped before waiting at least 15 seconds.

8.2 Misfires or malfunctions may be cleared by the competitor but if a loaded and capped cylinder needs to be removed to rectify the problem then the Range Officer must be notified so that he can supervise the safe removal and storage of the loaded cylinder.

8.3 Failure to comply with 8.1 will result in a **warning** for the first offence then **disqualification**.

8.4 Failure to comply with 8.2 will result in **disqualification**

8.5 If the competitor cannot clear the problem himself he must notify the Range Officer.

8.6 No extra time is allowed for misfires or malfunctions. Only shots fired will count.

8.7 Unfired shots remaining at the completion of the series/event will be discharged or extracted as directed by the Range Officer.

9.0 Rules, Conduct, Shooters and Team Officials.

9.1 Refer *Special Technical Rules for the Pistol Australia 25 m and 50 m Black Powder Matches*

10.0 Equipment Control

10.1 When examining pistols, officials should ensure the safety features of the pistol are in working order. ie: Half cock position, the hammer block on Thompson Contenders, (modern single shot) is operating correctly and etc.

11.0 SCORING Procedures

11.1 A bullet hole must be at least 50% by diameter across a scoring line to count to the higher scoring zone.

11.2 In discarding the three lowest shots, if a competitor has 9 tens and 4 nines, the three nines **farthest** from the centre of the ten ring are discarded and **marked** so as to ease scoring in a count back situation. ie: **All** discarded shots must be **marked**.

11.3 EXCESSIVE HITS

11.3.1 Should a competitor fire more than 13 shots on his targets, the highest valued shot/shots will be deducted from one or both targets. The targets will then be scored in the normal manner and a two point penalty deducted for each excessive hit.. The two point penalty/penalties will be deducted from the lowest scoring shot/shots on either target.

11.4 Gauges

11.4.1 The use of an outward scoring gauge with a flange diameter of 50 mm + 0.05mm - 0.0 mm and a spindle size to suit the calibre will make the scoring of 50% shots quick and accurate.

11.4.2 When multiple shots make it difficult to use the outward scoring gauge an approved transparent overlay should be used to reconstruct the line and to score individual shots.

12 Tie Breaking

12.1 Ties will be broken according to ISSF count back rules, ie: most number of tens, most nines, most eights etc. If the scores are still equal the **farthest scoring** shot from the centre of the ten ring loses.

13 Media Relations

13.1 Refer *Special Technical Rules for the Pistol Australia 25 m and 50 m Black Powder Matches*
